



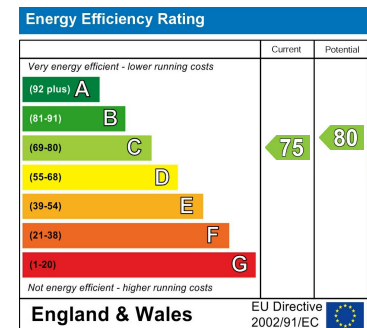
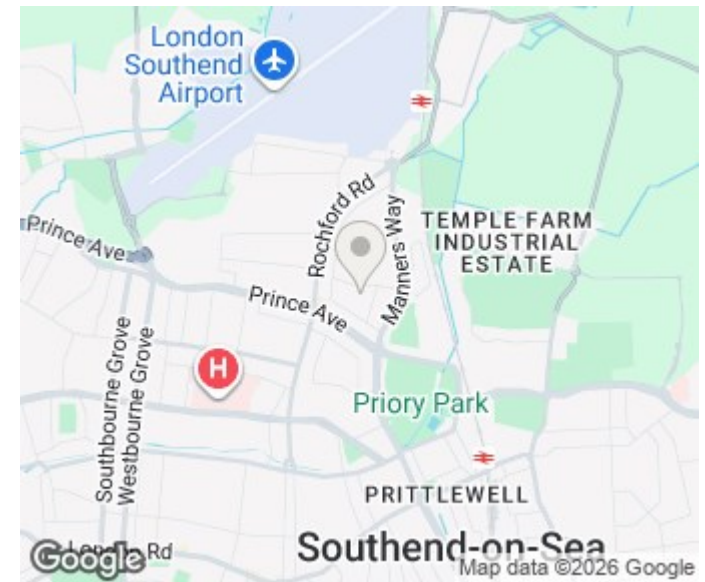
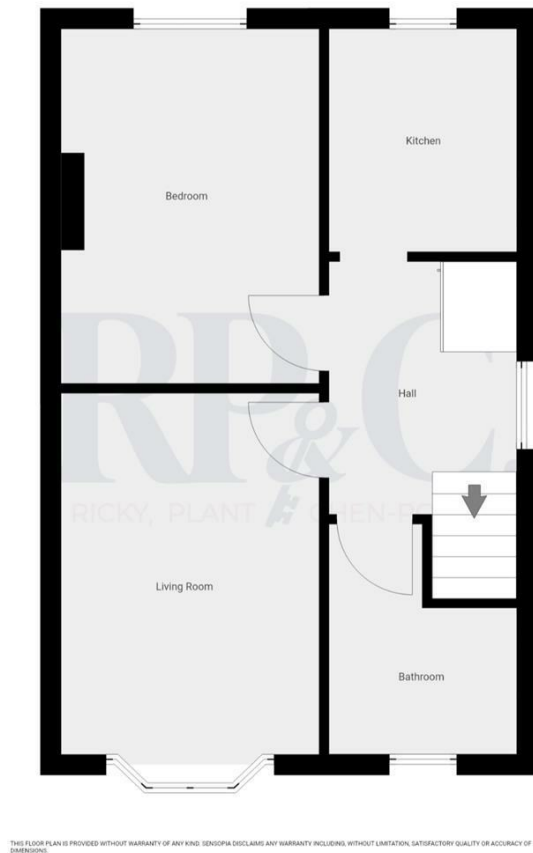
## BEVERLEY GARDENS

SOUTHEND-ON-SEA, SS2 6RS

**GUIDE PRICE £175,000**  
LEASEHOLD - SHARE OF FREEHOLD

\* £175,000 - £195,000 \* NO ONWARD CHAIN \* SHARE OF FREEHOLD \* - SPACIOUS ONE DOUBLE BEDROOM FIRST FLOOR FLAT, POSITIONED IN A WELL REGARDED AND QUIET RESIDENTIAL ROAD IN SOUTHEND-ON-SEA, WITHIN EASY REACH OF A WEALTH TRAVEL LINKS AND AMENITIES.

**RP&C.**  
RICKY, PLANT & CHEN-PORTER



Agents Note: Whilst every care has been taken to prepare these particulars, they are for guidance purposes only. All measurements are approximate and are for general guidance purposes only and whilst every care has been taken to ensure their accuracy, they should not be relied upon and potential buyers/tenants are advised to recheck the measurements

RP & C Estate Agents  
15 Nelson Street  
Southend On Sea  
SS1 1EF

01702 844984  
info@rpcestateagents.co.uk  
www.rpcestateagents.co.uk

**RP & C.**  
RICKY, PLANT & CHEN-PORTER